

Tewksbury Board of Education Budget Transfers printed on 2/17/2017  
 Report Includes Effective Dates from Dec 01, 2016 to Dec 31, 2016

<u>Date</u>	<u>Source Account/Title</u>	<u>Target Account/Title</u>	<u>Comments</u>	<u>Amount</u>
12/31/16	11-000-222-600-100-001 LIBRARY BOOKS	11-000-222-500-000-000 PURCHASED SVCS	To record transfers at 12/31/16	2,000.00
12/31/16	11-000-230-600-000-000 ADMIN GEN SUPP	11-000-230-895-000-000 BOE DUES & FEES	To record transfers at 12/31/16	1,000.00
12/31/16	11-000-251-500-000-000 PROF SVCS	11-000-251-890-000-000 OTHER	To record transfers at 12/31/16	600.00
The total of all transfers within fund 10 is:				<b>3,600.00</b>

Interim Balance Sheet

ASSETS AND RESOURCES

ASSETS

101 Cash in checking account			
102-106 Other cash equivalents	\$	1,218,097.11	
Total cash	\$	<u>1,118.03</u>	
111 Investments			\$ 1,219,215.14
114 Investment interest receivable			\$ 0.00
116 Capital reserve account			\$ 0.00
117 Maintenance reserve account			\$ 642,756.87
118 Current expense emergency reserve account			\$ 260,252.38
121 Tax levy receivable			\$ 250,000.00
Accounts receivable			\$ 5,935,169.00
132 Interfund			
141 Intergovernmental - state	\$	16,297.58	
142 Intergovernmental - federal	\$	647,697.35	
143 Intergovernmental - other	\$	0.00	
153 Other Accounts Receivable	\$	0.00	
	\$	<u>11,112.87</u>	
Loans receivable			\$ 675,107.80
131 Interfund			
151 Other Loans Receivable	\$	1,201,211.29	
	\$	<u>0.00</u>	
199 Other current assets			\$ 1,201,211.29
			\$ 0.00

RESOURCES

301 Estimated revenues (from adjusted budget)	\$	12,778,095.00	
302 Less: revenues collected or accrued	\$	<u>(12,772,167.52)</u>	
			\$ 5,927.48
			<u>\$ 10,189,639.96</u>

TOTAL ASSETS AND RESOURCES

LIABILITIES AND FUND EQUITY

LIABILITIES

401 Interfund loans payable			\$ 0.00
402 Interfund accounts payable			\$ 11,187.86
411 Intergovernmental accounts payable - state			\$ 0.00
412 Intergovernmental accounts payable - federal			\$ 0.00
413 Intergovernmental accounts payable - other			\$ 0.00
421 Accounts payable			\$ 0.00
422 Judgments payable			\$ 0.00
430 Compensated absences payable			\$ 0.00
431 Contracts payable			\$ 0.00
451 Loans payable			\$ 0.00
481 Deferred revenues			\$ 0.00
499 Other current liabilities			\$ 0.00
Total liabilities			<u>\$ 11,187.86</u>

FUND EQUITY

Appropriated:

753 Reserve for encumbrances - current year			\$	6,556,069.11		
754 Reserve for encumbrances - prior year			\$	53,997.51		
761 Reserved fund balance Capital Reserve - July 1, 2016		\$	997,315.97			
604 Add: Increase in capital reserve		\$	250.00			
307 Less: Budgeted withdrawal from capital reserve - eligible costs		\$	(355,000.00)			
309 Less: Budgeted withdrawal from capital reserve - excess costs		\$	0.00			
317 Less: Budgeted withdrawal from capital reserve - transfer to Debt Svc		\$	0.00			
Subtotal - capital reserve				\$	642,565.97	
764 Reserved fund balance Maintenance Reserve - July 1, 2016		\$	410,252.38			
606 Add: Increase in maintenance reserve		\$	0.00			
310 Less: Budgeted withdrawal from maintenance reserve		\$	(150,000.00)			
Subtotal - maintenance reserve				\$	260,252.38	
766 Reserved fund balance emergency rsv - July 1, 2016		\$	250,000.00			
607 Add: Increase in emergency reserve		\$	0.00			
312 Less: Budgeted withdrawal from emergency reserve		\$	0.00			
Subtotal - Emergency Reserve				\$	250,000.00	
760 Other reserves				\$	0.00	
771 Designated Fund Balance				\$	0.00	
772 Designated Fund Balance - ARRA/SEMI				\$	0.00	
601 Appropriations		\$	14,039,563.07			
602 Less: expenditures	\$	5,830,939.04				
603 Less: encumbrances	\$	6,609,675.32	\$	(12,440,614.36)	\$	1,598,948.71
Appropriations less expenditures					\$	9,361,833.68
Unappropriated:						
770 Fund Balance, July 1, 2016			\$	1,310,670.72		
303 Less: budgeted fund balance			\$	(493,661.00)		
Unappropriated fund balance					\$	817,009.72
Total fund equity					\$	10,178,843.40

TOTAL LIABILITIES AND FUND EQUITY

\$ 10,190,031.26

RECAPITULATION OF FUND BALANCE - CURRENT YEAR ACTIVITY

	Budgeted	Actual	Variance
Appropriations	\$ 14,039,563.07	\$ 12,440,614.36	\$ 1,598,948.71
Less: Revenues	\$ (12,778,095.00)	\$ (12,772,167.52)	\$ (5,927.48)
Subtotal	\$ 1,261,468.07	\$ (331,553.16)	\$ 1,593,021.23
Change in capital reserve			
Plus - Increase in reserve	\$ 250.00	\$ 440.90	\$ (190.90)
Less - Withdrawal from reserve	\$ (355,000.00)	\$ (355,000.00)	\$ 0.00
Change in maintenance reserve			
Plus - Increase in reserve	\$ 0.00	\$ 0.00	\$ 0.00
Less - Withdrawal from reserve	\$ (150,000.00)	\$ (150,000.00)	\$ 0.00
Change in emergency reserve			
Plus - Increase in reserve	\$ 0.00	\$ 0.00	\$ 0.00
Less - Withdrawal from reserve	\$ 0.00	\$ 0.00	\$ 0.00
Less: adjustment to appropriations for Prior Year Encumbrances	\$ (263,057.07)	\$ (263,057.07)	\$ 0.00
Total current year budgeted fund balance	\$ 493,661.00	\$ (1,099,169.33)	\$ 1,592,830.33
Add: Unappropriated fund balance			\$ 817,009.72
Total of budgeted and unappropriated fund balance			\$ 2,409,840.05

Revenues/Sources of Funds

Acct Group	Group Title	Budgeted Est.	Transfers	Adj. Budget	Act to Date	Unrealized Under/(Over)
Recap	From Recap of Fund Balance	493,661.00	263,057.07	756,718.07	(836,112.26)	1,592,830.33
307/309/317	Bgtd wdrwl from cap rsv	355,000.00	0.00	355,000.00	355,000.00	0.00
310	Bgtd wdrwl from maint rsv	0.00	150,000.00	150,000.00	150,000.00	0.00
312	Bgtd wdrwl from emergency rsv	0.00	0.00	0.00	0.00	0.00
52xx	From Transfers	0.00	0.00	0.00	0.00	0.00
1xxx	From Local Sources	11,920,210.00	0.00	11,920,210.00	11,914,282.52	5,927.48
2xxx	From Intermediate Sources	0.00	0.00	0.00	0.00	0.00
3xxx	From State Sources	857,885.00	0.00	857,885.00	857,885.00	0.00
4xxx	From Federal Sources	0.00	0.00	0.00	0.00	0.00
5xxx	From Other Sources	0.00	0.00	0.00	0.00	0.00
<b>Grand Totals</b>		<b>13,626,756.00</b>	<b>413,057.07</b>	<b>14,039,813.07</b>	<b>12,441,055.26</b>	<b>1,598,757.81</b>

Fund 11 (Current Expense Fund)

Account Group	Group Title	Original Bgt	New App/Trnsf	Revised Bgt	Expenditures	Encumbrances	Avail Balance	Refunds
Regular programs-Instruction		3,428,611.00	(6,505.00)	3,422,106.00	1,443,797.69	1,951,500.08	26,808.23	0.00
Regular programs-Home Instruction		1,000.00	0.00	1,000.00	0.00	1,000.00	0.00	0.00
Regular programs-Undistrib Instruction		572,167.00	29,750.60	601,917.60	344,739.28	52,555.53	204,622.79	179.85
Special education-MR educable		3,000.00	1,666.65	4,666.65	4,075.07	428.17	163.41	0.00
Special education-Resource room		1,373,995.00	(953.48)	1,373,041.52	588,977.55	780,971.06	3,092.91	1,238.48
Special education-Autistic		112,017.00	0.00	112,017.00	47,214.37	64,198.75	603.88	0.00
Special education-Prsc hdep/part time		152,419.00	0.00	152,419.00	93,152.46	58,942.69	323.85	0.00
Special education-Prsc hdep/full time		0.00	0.00	0.00	0.00	0.00	0.00	0.00
Basic skills/remedial-Instruction		314,652.00	0.00	314,652.00	26,713.80	286,638.20	1,300.00	0.00
Curricular activities-Instruction		72,354.00	15,068.45	87,422.46	20,815.86	63,626.60	2,980.00	0.00
Athletic programs-Instruction		97,407.00	1,547.00	98,954.00	28,650.69	57,618.31	12,685.00	0.00
Undistributed expense-Instruction		249,972.00	51,266.31	301,238.31	120,063.37	181,174.94	0.00	0.00
Attendance and social work svcs		15,000.00	0.00	15,000.00	0.00	15,000.00	0.00	0.00
Health services		233,724.00	100.00	233,824.00	98,333.78	126,920.00	8,570.22	0.00
Other support svc-Related svcs		318,713.00	2,600.00	321,313.00	98,315.14	105,135.92	117,861.94	0.00
Other support svc-students-reg		166,088.00	0.00	166,088.00	70,862.09	91,012.35	4,213.56	0.00
Other support svc-students-spec		372,616.00	216.56	372,832.56	160,690.16	192,651.47	19,490.93	0.00
Impr of inst-other sup-instruc		317,054.00	7,644.97	324,698.97	100,172.62	157,718.49	66,807.86	0.00
Library and educ media		383,915.00	2,376.60	386,291.60	211,555.35	157,107.79	17,628.46	0.00
Inst. staff training svcs		19,000.00	0.00	19,000.00	3,870.71	1,587.73	13,541.56	0.00
Support svc-general admin		354,713.00	13,785.03	368,498.03	163,503.89	144,987.37	60,006.77	8,985.39
Support svc-school admin		390,382.00	874.63	391,256.63	203,253.37	178,078.96	9,924.30	0.00
Maintenance		105,500.00	204,567.77	310,067.77	233,475.77	11,882.90	64,709.10	0.00
Operation/maint of plant svc		1,094,201.00	32,148.09	1,126,349.09	529,264.05	525,973.06	71,111.98	2,045.49
Student transportation svcs		840,801.00	10,688.38	851,489.38	268,187.69	299,760.95	283,540.74	0.00
Business and other support svcs		232,596.00	383.28	232,979.28	129,775.70	73,785.29	29,418.29	0.00
Employee Benefits		1,996,763.00	(27,743.23)	1,969,019.77	622,670.35	935,079.96	411,269.46	171,307.08
606	Increase in Maint Rsv	0.00	0.00	0.00	0.00	0.00	0.00	0.00
607	Increase in Emergency Rsv	0.00	0.00	0.00	0.00	0.00	0.00	0.00
Grand Totals for fund 11:		13,218,660.00	339,482.62	13,558,142.62	5,612,130.81	6,515,336.57	1,430,675.24	183,756.29

Fund 12 (Capital Outlay Fund)

Account Group	Group Title	Original Bgt	New App/Trnsf	Revised Bgt	Expenditures	Encumbrances	Avail Balance	Refunds
604	Increase in Cap Rsv	250.00	0.00	250.00	440.90	0.00	(190.90)	0.00
Instr Equipment		0.00	0.00	0.00	0.00	0.00	0.00	0.00
Repl Equipment		0.00	0.00	0.00	0.00	0.00	0.00	0.00
Facil acquis/eonst		407,846.00	73,183.15	481,029.15	218,808.23	94,338.75	167,882.17	0.00
Fund transfers		0.00	0.00	0.00	0.00	0.00	0.00	0.00
Grand Totals for fund 12:		408,096.00	73,183.15	481,279.15	219,249.13	94,338.75	167,691.27	0.00

Grand Totals for all Subfunds of Fund 10:

13,626,756.00 412,665.77 14,039,421.77 5,831,379.94 6,609,675.32 1,598,366.51 183,756.29

Revenues Summary

Acct Group	Group Title	Budgeted Est.	Transfers	Adj. Budget	Act to Date	Unrealized Under/(Over)
Recap	From Recap of Fund Balance	493,661.00	263,057.07	756,718.07	(836,112.26)	1,592,830.33
307/309/317	Bgtd wdrwl from cap rsv	355,000.00	0.00	355,000.00	355,000.00	0.00
310	Bgtd wdrwl from maint rsv	0.00	150,000.00	150,000.00	150,000.00	0.00
312	Bgtd wdrwl from emergency rsv	0.00	0.00	0.00	0.00	0.00
10-5210-000-000	REV FROM TFR	0.00	0.00	0.00	0.00	0.00
10-1210-000-000	TAX LEVY	11,870,336.00	0.00	11,870,336.00	11,870,336.00	0.00
10-1300-000-000	TUITION	30,624.00	0.00	30,624.00	14,710.00	15,914.00
10-1310-000-000	MISC REV	19,000.00	0.00	19,000.00	0.00	19,000.00
10-1320-000-000	TRANSP JOINTURES	0.00	0.00	0.00	0.00	0.00
10-1400-000-000	COURTESY BUSING	0.00	0.00	0.00	0.00	0.00
10-1500-000-000	INTEREST	250.00	0.00	250.00	3,255.75	(3,005.75)
10-1510-000-000	Capital Reserve Interest	0.00	0.00	0.00	440.90	(440.90)
10-1520-000-000	MAINT RESV INTEREST	0.00	0.00	0.00	0.00	0.00
10-1900-000-000	Misc Revenue	0.00	0.00	0.00	25,539.87	(25,539.87)
10-1910-000-000	MISC REV RESTRICTED	0.00	0.00	0.00	0.00	0.00
10-1980-000-000	Refund of PY Expenditures	0.00	0.00	0.00	0.00	0.00
10-1990-000-000	Miscellaneous Revenue	0.00	0.00	0.00	0.00	0.00
10-3116-000-000	SCHOOL CHOICE AID	296,585.00	0.00	296,585.00	296,585.00	0.00
10-3121-000-000	TRANS AID	101,537.00	0.00	101,537.00	101,537.00	0.00
10-3131-000-000	Extraordinary aid	0.00	0.00	0.00	0.00	0.00
10-3132-000-000	SPEC ED AID	345,703.00	0.00	345,703.00	345,703.00	0.00
10-3140-000-000	BILINGUAL AID	0.00	0.00	0.00	0.00	0.00
10-3150-000-000	AT-RISK AID	0.00	0.00	0.00	0.00	0.00
10-3170-000-000	CONSOLIDATED AID	0.00	0.00	0.00	0.00	0.00
10-3177-000-000	SECURITY AID	56,555.00	0.00	56,555.00	56,555.00	0.00
10-3190-000-000	Rev state, other state aid	18,820.00	0.00	18,820.00	57,505.00	(38,685.00)
10-3193-000-000	ADDL FORMULA AID	38,685.00	0.00	38,685.00	0.00	38,685.00
10-3194-000-000	STATE MENTORING	0.00	0.00	0.00	0.00	0.00
10-4200-000-000	Federal programs	0.00	0.00	0.00	0.00	0.00
10-4522-000-000	Eudcation Jobs Fund	0.00	0.00	0.00	0.00	0.00
<b>Grand Totals</b>		<b>13,626,756.00</b>	<b>413,057.07</b>	<b>14,039,813.07</b>	<b>12,441,055.26</b>	<b>1,598,757.81</b>

**Minimum Expense General Ledger Report**

**Fund 11 (Current Expense Fund)**

Expend. Account #	Account Title	Original Bgt	New App/Trnsf	Revised Bgt	Expenditures	Encumbrances	Avail Balance	Refunds
11-100-100-220	SOCIAL SECURITY	3,850.00	0.00	3,850.00	0.00	3,850.00	0.00	0.00
11-100-100-280	TUITION REIMBURSEMENT	35,000.00	0.00	35,000.00	9,532.88	3,915.00	21,552.12	0.00
11-100-100-290	EMPLOYEE BENEFITS	10,000.00	(6,600.00)	3,400.00	0.00	0.00	3,400.00	0.00
11-110-100-101	PRSC/KDG SAL	241,118.00	1,500.00	242,618.00	98,176.29	144,085.60	356.11	0.00
11-120-100-101	1-5 SAL TCH	1,678,860.00	95.00	1,678,955.00	748,404.91	930,550.09	0.00	0.00
11-130-100-101	6-8 SAL TCH	1,459,783.00	(1,500.00)	1,458,283.00	587,683.61	869,099.39	1,500.00	0.00
Regular programs-Instruction		3,428,611.00	(6,505.00)	3,422,106.00	1,443,797.69	1,951,500.08	26,808.23	0.00
11-150-100-101	HOME INSTRUCT	1,000.00	0.00	1,000.00	0.00	1,000.00	0.00	0.00
Regular programs-Home Instruction		1,000.00	0.00	1,000.00	0.00	1,000.00	0.00	0.00
11-190-100-106	OTH SAL INSTR	54,811.00	0.00	54,811.00	20,175.55	34,635.45	0.00	0.00
11-190-100-500	Other Purchased Services (400-500 Series)	43,450.00	0.00	43,450.00	10,838.36	1,246.22	31,365.42	0.00
11-190-100-610	GENERAL SUPPL	464,856.00	9,355.14	474,211.14	291,449.91	16,673.86	166,087.37	179.85
11-190-100-640	TEXT BOOKS	7,550.00	19,965.46	27,515.46	20,395.46	0.00	7,120.00	0.00
11-190-100-800	OTHER OBJIS	1,500.00	430.00	1,930.00	1,880.00	0.00	50.00	0.00
Regular programs-Undistrib Instruction		572,167.00	29,750.60	601,917.60	344,739.28	52,555.53	204,622.79	179.85
11-219-100-101	HI SAL TCH	3,000.00	1,666.65	4,666.65	4,075.07	428.17	163.41	0.00
Special education-MR educable		3,000.00	1,666.65	4,666.65	4,075.07	428.17	163.41	0.00
11-213-100-101	RR SAL TCH	811,853.00	285.00	812,138.00	343,705.20	468,432.80	0.00	0.00
11-213-100-106	RR OTH SAL INS	173,717.00	0.00	173,717.00	45,379.97	128,337.03	0.00	0.00
11-213-100-220	SOCIAL SECURITY	1,600.00	(619.24)	980.76	0.00	1,600.00	(619.24)	0.00
11-213-100-270	HEALTH BENEFITS	381,000.00	(619.24)	380,380.76	197,674.45	182,087.07	619.24	1,238.48
11-213-100-610	RR GEN SUPPLIES	4,575.00	0.00	4,575.00	1,888.58	93.96	2,592.46	0.00
11-213-100-640	RR TEXTBOOKS	1,250.00	0.00	1,250.00	329.35	420.20	500.45	0.00
Special education-Resource room		1,373,995.00	(953.48)	1,373,041.52	588,977.55	780,971.06	3,092.91	1,238.48
11-214-100-101	AU SAL TCH	66,275.00	0.00	66,275.00	28,306.81	37,968.19	0.00	0.00
11-214-100-106	AU OTH SAL INS	44,912.00	0.00	44,912.00	18,681.44	26,230.56	0.00	0.00
11-214-100-500	Purchased Services (400-500 Series)	0.00	0.00	0.00	0.00	0.00	0.00	0.00
11-214-100-610	AU GBN SUPPL	730.00	0.00	730.00	226.12	0.00	503.88	0.00
11-214-100-640	AU TEXTBOOKS	100.00	0.00	100.00	0.00	0.00	100.00	0.00
Special education-Autistic		112,017.00	0.00	112,017.00	47,214.37	64,198.75	603.88	0.00
11-215-100-101	PHPT SAL TCH	92,468.00	0.00	92,468.00	61,555.69	30,912.31	0.00	0.00
11-215-100-106	PHPT OTH SAL IN	59,101.00	0.00	59,101.00	31,070.62	28,030.38	0.00	0.00
11-215-100-600	SUPPLIES	750.00	0.00	750.00	503.75	0.00	246.25	0.00
11-215-100-640	PHPT TEXTBOOKS	100.00	0.00	100.00	22.40	0.00	77.60	0.00
Special education-Prso hdep/part time		152,419.00	0.00	152,419.00	93,152.46	58,942.69	323.85	0.00
11-216-100-101	PHPT SAL TCH	0.00	0.00	0.00	0.00	0.00	0.00	0.00
11-216-100-106	PHPT OTH SAL IN	0.00	0.00	0.00	0.00	0.00	0.00	0.00
11-216-100-610	PHPT GEN SUPPL	0.00	0.00	0.00	0.00	0.00	0.00	0.00
11-216-100-640	PHPT TEXTBOOKS	0.00	0.00	0.00	0.00	0.00	0.00	0.00
Special education-Prso hdep/full time		0.00	0.00	0.00	0.00	0.00	0.00	0.00
11-230-100-101	BSRI SAL TCH	313,352.00	0.00	313,352.00	26,713.80	286,638.20	0.00	0.00
11-230-100-610	BSRI GEN SUPP	1,300.00	0.00	1,300.00	0.00	0.00	1,300.00	0.00
11-230-100-640	BSRI TEXTBOOKS	0.00	0.00	0.00	0.00	0.00	0.00	0.00
Basic skills/remedial-Instruction		314,652.00	0.00	314,652.00	26,713.80	286,638.20	1,300.00	0.00
11-401-100-100	Salaries	57,954.00	15,068.46	73,022.46	20,395.86	52,626.60	0.00	0.00
11-401-100-220	SOCIAL SECUTIRY	11,000.00	0.00	11,000.00	0.00	11,000.00	0.00	0.00
11-401-100-500	Purchased Services (300-500 Series)	1,800.00	0.00	1,800.00	0.00	0.00	1,800.00	0.00
11-401-100-610	TBEN CTR SUPP	600.00	0.00	600.00	0.00	0.00	600.00	0.00
11-401-100-890	Other	1,000.00	0.00	1,000.00	420.00	0.00	580.00	0.00
Curricular activities-Instruction		72,354.00	15,068.46	87,422.46	20,815.86	63,626.60	2,980.00	0.00
11-402-100-100	Salaries	84,407.00	0.00	84,407.00	26,788.69	57,618.31	0.00	0.00
11-402-100-220	SOCIAL SECURITY	0.00	0.00	0.00	0.00	0.00	0.00	0.00
11-402-100-500	Purchased Services (300-500 Series)	8,000.00	0.00	8,000.00	0.00	0.00	8,000.00	0.00
11-402-100-600	ATHL SUP & MAT	5,000.00	1,547.00	6,547.00	1,862.00	0.00	4,685.00	0.00
11-402-100-890	OTHER OBJECTS	0.00	0.00	0.00	0.00	0.00	0.00	0.00
Athletic programs-Instruction		97,407.00	1,547.00	98,954.00	28,650.69	57,618.31	12,685.00	0.00
11-000-100-562	TU OTH LEA/OS R	0.00	24,000.00	24,000.00	0.00	24,000.00	0.00	0.00
11-000-100-566	TU PVT HCP NJ	249,972.00	27,266.31	277,238.31	120,063.37	157,174.94	0.00	0.00
Undistributed expense-Instruction		249,972.00	51,266.31	301,238.31	120,063.37	181,174.94	0.00	0.00

Expend. Account #	Account Title	Original Bgt	New App/Tmsf	Revised Bgt	Expenditures	Encumbrances	Avail Balance	Refunds
11-000-211-100	Salaries	15,000.00	0.00	15,000.00	0.00	15,000.00	0.00	0.00
Attendance and social work svcs		15,000.00	0.00	15,000.00	0.00	15,000.00	0.00	0.00
11-000-213-100	Salaries	173,699.00	100.00	173,799.00	68,736.80	105,062.20	0.00	0.00
11-000-213-220	SOCIAL SECURITY	1,300.00	0.00	1,300.00	0.00	1,300.00	0.00	0.00
11-000-213-270	HEALTH BENEFITS	43,000.00	0.00	43,000.00	22,442.20	20,557.80	0.00	0.00
11-000-213-300	Purchased Prof. & Tech. Svcs	6,750.00	0.00	6,750.00	2,150.00	0.00	4,600.00	0.00
11-000-213-500	Other Purchased Services (400-500 Series)	2,525.00	0.00	2,525.00	1,228.25	0.00	1,296.75	0.00
11-000-213-600	HLTH SUP/MAT	6,150.00	0.00	6,150.00	3,691.53	0.00	2,458.47	0.00
11-000-213-800	HLTH OTH OBJ	300.00	0.00	300.00	85.00	0.00	215.00	0.00
Health services		233,724.00	100.00	233,824.00	98,333.78	126,920.00	8,570.22	0.00
11-000-216-100	Salaries	137,496.00	0.00	137,496.00	51,740.40	85,755.60	0.00	0.00
11-000-216-270	HEALTH BENEFITS	31,000.00	0.00	31,000.00	16,177.33	14,822.67	0.00	0.00
11-000-216-320	CONTRACTED SERVICE	142,239.00	2,600.00	144,839.00	26,292.94	3,857.65	114,688.41	0.00
11-000-216-600	SUPP & MAT	1,900.00	0.00	1,900.00	1,548.93	0.00	351.07	0.00
11-000-216-800	OTHER OBJECTS	6,078.00	0.00	6,078.00	2,555.54	700.00	2,822.46	0.00
Other support svc-Related svcs		318,713.00	2,600.00	321,313.00	98,315.14	105,135.92	117,861.94	0.00
11-000-218-104	RSUP PROF SAL	136,188.00	0.00	136,188.00	56,401.28	79,786.72	0.00	0.00
11-000-218-270	HEALTH BENEFITS	23,000.00	0.00	23,000.00	11,962.12	11,037.88	0.00	0.00
11-000-218-320	RSUP PCH P/B SV	0.00	0.00	0.00	0.00	0.00	0.00	0.00
11-000-218-390	RSUP OTH PROF S	3,500.00	0.00	3,500.00	0.00	0.00	3,500.00	0.00
11-000-218-600	RSUP SUP/MAT	3,400.00	0.00	3,400.00	2,498.69	187.75	713.56	0.00
Other support svc-students-reg		166,088.00	0.00	166,088.00	70,862.09	91,012.35	4,213.56	0.00
11-000-219-104	OSUP SAL PROF	246,417.00	0.00	246,417.00	104,371.80	142,045.20	0.00	0.00
11-000-219-105	OSUP SAL SC/CL	40,399.00	0.00	40,399.00	20,447.76	19,951.24	0.00	0.00
11-000-219-210	BENEFITS-DISABILITY	1,200.00	0.00	1,200.00	0.00	0.00	1,200.00	0.00
11-000-219-220	SOCIAL SECURITY	450.00	0.00	450.00	0.00	450.00	0.00	0.00
11-000-219-270	HEALTH BENEFITS	61,000.00	0.00	61,000.00	31,898.99	29,101.01	0.00	0.00
11-000-219-320	OSUP PCH P/B SV	0.00	0.00	0.00	0.00	0.00	0.00	0.00
11-000-219-500	Other Purchased Services (400-500 Series)	0.00	0.00	0.00	0.00	0.00	0.00	0.00
11-000-219-392	Misc Purch Svc (400-500 Series O/than Res	12,800.00	0.00	12,800.00	1,622.04	58.55	11,119.41	0.00
11-000-219-600	OSUP SUP/MAT	8,750.00	216.56	8,966.56	1,514.57	1,045.47	6,406.52	0.00
11-000-219-800	OSUP OTH OBJ	1,600.00	0.00	1,600.00	835.00	0.00	765.00	0.00
Other support svc-students-spec		372,616.00	216.56	372,832.56	160,690.16	192,651.47	19,490.93	0.00
11-000-221-102	OSUP SAL SUPRV	106,383.00	0.00	106,383.00	52,148.04	54,234.96	0.00	0.00
11-000-221-104	OSUP SAL O/PROF	42,554.00	437.51	42,991.51	11,584.43	31,407.08	0.00	0.00
11-000-221-105	OSUP SAL SC/CL	46,042.00	0.00	46,042.00	0.00	46,042.00	0.00	0.00
11-000-221-210	BENEFITS - DISABILITY	1,200.00	0.00	1,200.00	0.00	0.00	1,200.00	0.00
11-000-221-220	SOCIAL SECURITY	3,550.00	0.00	3,550.00	0.00	3,550.00	0.00	0.00
11-000-221-270	HEALTH BENEFITS	10,000.00	0.00	10,000.00	5,240.55	4,759.45	0.00	0.00
11-000-221-320	OSUP PCH P/B SV	87,800.00	4,500.00	92,300.00	27,825.00	16,900.00	47,575.00	0.00
11-000-221-500	Other Purchased Services (400-500 Series)	17,000.00	825.00	17,825.00	194.00	825.00	16,806.00	0.00
11-000-221-600	OSUP SUP/MAT	1,500.00	1,607.46	3,107.46	2,538.76	0.00	568.70	0.00
11-000-221-800	OSUP OTH OBJ	1,025.00	275.00	1,300.00	641.84	0.00	658.16	0.00
Impr of inst-other sup-instruc		317,054.00	7,644.97	324,698.97	100,172.62	157,718.49	66,807.86	0.00
11-000-222-100	Salaries	124,515.00	950.00	125,465.00	48,970.40	76,494.60	0.00	0.00
11-000-222-177	Tech Coord Salaries	0.00	0.00	0.00	0.00	0.00	0.00	0.00
11-000-222-300	LIB PCH P/T SV	125,276.00	0.00	125,276.00	60,138.00	60,138.00	5,000.00	0.00
11-000-222-500	Other Purchased Services (400-500 Series)	104,169.00	3,200.00	107,369.00	92,019.97	12,265.66	3,083.37	0.00
11-000-222-600	LIBRARY BOOKS	29,955.00	(1,773.40)	28,181.60	10,426.98	8,209.53	9,545.09	0.00
Library and eduo media		383,915.00	2,376.60	386,291.60	211,555.35	157,107.79	17,628.46	0.00
11-000-223-500	Other Purchased Services (400-500 Series)	18,000.00	0.00	18,000.00	3,870.71	1,587.73	12,541.56	0.00
11-000-223-600	STAFF DEVELOPMENT SUPPLIES	500.00	0.00	500.00	0.00	0.00	500.00	0.00
11-000-223-800	OTHER OBJECTS	500.00	0.00	500.00	0.00	0.00	500.00	0.00
Inst. staff training svcs		19,000.00	0.00	19,000.00	3,870.71	1,587.73	13,541.56	0.00



Fund 11 (Current Expense Fund)

Expend. Account #	Account Title	Original Bgt	New App/Tranf	Revised Bgt	Expenditures	Encumbrances	Avail Balance	Refunds
11-000-230-100	Salaries	213,953.00	6,750.00	220,703.00	94,590.53	126,112.47	0.00	0.00
11-000-230-331	ADM LEGAL SV	25,000.00	0.00	25,000.00	4,355.90	0.00	20,644.10	0.00
11-000-230-332	AUDITING SBRVICBS	18,600.00	0.00	18,600.00	16,000.00	0.00	2,600.00	0.00
11-000-230-334	ARCHITECT/BNG SVCS	9,000.00	0.00	9,000.00	487.50	0.00	8,512.50	0.00
11-000-230-339	ADM OTH PCH P/S	7,000.00	0.00	7,000.00	0.00	0.00	7,000.00	0.00
11-000-230-530	Communications/Telephone	44,160.00	(6,600.00)	37,560.00	5,562.32	18,610.88	13,386.80	8,812.44
11-000-230-585	BOE Other Purchased Services	3,000.00	275.00	3,275.00	700.00	0.00	2,575.00	0.00
11-000-230-590	Other Purchased Services (400-500 Series)	21,500.00	13,251.75	34,751.75	31,685.52	113.84	2,952.39	0.00
11-000-230-600	ADMIN SUPPLIES	2,500.00	(891.72)	1,608.28	584.72	150.18	873.38	0.00
11-000-230-820	ADM JUDGMENTS	0.00	0.00	0.00	0.00	0.00	0.00	0.00
11-000-230-890	ADM MISC EXP	3,400.00	0.00	3,400.00	2,734.65	0.00	665.35	172.95
11-000-230-895	BOE DUES & FEES	6,600.00	1,000.00	7,600.00	6,802.75	0.00	797.25	0.00
<b>Support svc-general admin</b>		<b>354,713.00</b>	<b>13,785.03</b>	<b>368,498.03</b>	<b>163,503.89</b>	<b>144,987.37</b>	<b>60,006.77</b>	<b>8,985.39</b>
11-000-240-103	SAL PRINC	285,488.00	0.00	285,488.00	123,258.48	162,229.52	0.00	0.00
11-000-240-105	SAL SC/CL	88,594.00	2,595.00	91,189.00	74,286.51	15,643.24	1,259.25	0.00
11-000-240-210	BENEFITS-DISABILITY	2,400.00	0.00	2,400.00	0.00	0.00	2,400.00	0.00
11-000-240-500	Other Purchased Services (400-500 Series)	5,000.00	(2,000.00)	3,000.00	2,083.11	0.00	916.89	0.00
11-000-240-600	SUP/MAT	5,800.00	279.63	6,079.63	2,222.07	206.20	3,651.36	0.00
11-000-240-890	ADMINSTRAT FEES	3,100.00	0.00	3,100.00	1,403.20	0.00	1,696.80	0.00
<b>Support svc-school admin</b>		<b>390,382.00</b>	<b>874.63</b>	<b>391,256.63</b>	<b>203,253.37</b>	<b>178,078.96</b>	<b>9,924.30</b>	<b>0.00</b>
11-000-261-420	MAINTENANCE REPAIR SERVICES	80,000.00	204,567.77	284,567.77	229,680.89	11,882.90	43,003.98	0.00
11-000-261-610	MAINT SUPPLIES	25,500.00	0.00	25,500.00	3,794.88	0.00	21,705.12	0.00
<b>Maintenance</b>		<b>105,500.00</b>	<b>204,567.77</b>	<b>310,067.77</b>	<b>233,475.77</b>	<b>11,882.90</b>	<b>64,709.10</b>	<b>0.00</b>
11-000-260-220	SOCIAL SECURITY	30,000.00	0.00	30,000.00	0.00	30,000.00	0.00	0.00
11-000-260-270	HEALTH BENEFITS	145,000.00	0.00	145,000.00	75,646.13	69,353.87	0.00	0.00
11-000-262-100	Salaries	384,558.00	258.92	384,816.92	179,016.89	204,276.92	1,523.11	1,523.11
11-000-262-340	PROF TECH SVCS	44,000.00	15,835.10	59,835.10	25,932.00	1,555.60	32,347.50	0.00
11-000-262-420	CLEAN/REP MAIN	23,000.00	11,164.25	34,164.25	33,960.35	0.00	203.90	0.00
11-000-262-520	INSURANCE	96,643.00	0.00	96,643.00	91,712.70	0.00	4,930.30	0.00
11-000-262-590	MISC PURC SERV	3,500.00	1,320.50	4,820.50	2,352.52	1,945.60	522.38	522.38
11-000-262-610	CUST SUPPLIES	60,000.00	3,569.32	63,569.32	33,852.53	0.00	29,716.79	0.00
11-000-262-621	ENERGY-NATURAL GAS	95,000.00	0.00	95,000.00	11,984.14	83,015.86	0.00	0.00
11-000-262-622	ENERGY-ELECTRICITY	210,000.00	0.00	210,000.00	74,424.79	135,575.21	0.00	0.00
11-000-262-800	MISC OTHER	2,500.00	0.00	2,500.00	382.00	250.00	1,868.00	0.00
<b>Operation/maint of plant svc</b>		<b>1,094,201.00</b>	<b>32,148.09</b>	<b>1,126,349.09</b>	<b>529,264.05</b>	<b>525,973.06</b>	<b>71,111.98</b>	<b>2,045.49</b>
11-000-270-105	Trans Sec	0.00	0.00	0.00	0.00	0.00	0.00	0.00
11-000-270-160	BUS DRIVERS SAL	289,601.00	1,984.31	291,585.31	112,005.65	179,579.66	0.00	0.00
11-000-270-161	SUMMER ROUTES	8,000.00	8,000.00	16,000.00	0.00	16,000.00	0.00	0.00
11-000-270-162	FIELD TRIPS	8,000.00	0.00	8,000.00	0.00	8,000.00	0.00	0.00
11-000-270-220	TRANSPORTATION SOCIAL SEC	22,000.00	0.00	22,000.00	0.00	22,000.00	0.00	0.00
11-000-270-270	TRANSPORTATION HEALTH BEN	155,000.00	0.00	155,000.00	80,886.71	74,113.29	0.00	0.00
11-000-270-350	ESC TRANS FEB	1,900.00	0.00	1,900.00	928.21	0.00	71.79	0.00
11-000-270-390	PUR TECH SVCS	1,200.00	0.00	1,200.00	639.00	68.00	493.00	0.00
11-000-270-420	TRNS REP/MAINT	100,000.00	0.00	100,000.00	35,151.06	0.00	64,848.94	0.00
11-000-270-442	RENTALS	1,000.00	0.00	1,000.00	0.00	0.00	1,000.00	0.00
11-000-270-443	BUS LEASES	40,000.00	0.00	40,000.00	0.00	0.00	40,000.00	0.00
11-000-270-500	OTHER PCH SVCS	2,000.00	(1,000.00)	1,000.00	0.00	0.00	1,000.00	0.00
11-000-270-503	AID IN LIEU	97,000.00	0.00	97,000.00	884.00	0.00	96,116.00	0.00
11-000-270-512	TRNS CONT OTH	0.00	0.00	0.00	0.00	0.00	0.00	0.00
11-000-270-514	TRNS SP ED	0.00	1,000.00	1,000.00	550.34	0.00	449.66	0.00
11-000-270-515	TRNS SP ED JNT	10,000.00	0.00	10,000.00	0.00	0.00	10,000.00	0.00
11-000-270-517	NON PUBLIC TRANSPORTATION	0.00	0.00	0.00	0.00	0.00	0.00	0.00
11-000-270-518	ESC TRANSPORTAT	35,000.00	0.00	35,000.00	22,123.27	0.00	12,876.73	0.00
11-000-270-530	Telephone	0.00	0.00	0.00	0.00	0.00	0.00	0.00
11-000-270-600	TRNS SUP/MAT	69,500.00	(663.51)	68,836.49	12,862.27	0.00	55,974.22	0.00
11-000-270-610	TRANSP GENERAL SUPPLIES	500.00	0.00	500.00	189.60	0.00	310.40	0.00
11-000-270-615	TRANSPORTATION SUPPLIES	0.00	1,367.58	1,367.58	1,367.58	0.00	0.00	0.00
11-000-270-800	MISC OTHER	1,000.00	0.00	1,000.00	600.00	0.00	400.00	0.00
<b>Student transportation svcs</b>		<b>840,801.00</b>	<b>10,688.38</b>	<b>851,489.38</b>	<b>268,187.69</b>	<b>299,760.95</b>	<b>283,540.74</b>	<b>0.00</b>

Report of the Secretary to the Tewksbury Board of Education General Fund - Fund 10

FY2017 Data is Posted to 12/31/2016

Page: 9 Printed: 2/17/2017 at 3:46:33PM

Fund 11 (Current Expense Fund)


Expend. Account #	Account Title	Original Bgt	New App/Trnsf	Revised Bgt	Expenditures	Encumbrances	Avail Balance	Refunds
11-000-251-100	Salaries	185,646.00	0.00	185,646.00	111,970.71	73,675.29	0.00	0.00
11-000-251-330	PURCH SVS PROF	11,000.00	2,500.00	13,500.00	13,130.04	0.00	369.96	0.00
11-000-251-340	PURCHASE SERVICES TECH	10,000.00	(2,500.00)	7,500.00	0.00	0.00	7,500.00	0.00
11-000-251-592	Other Purchased Services (400-500 Series)	2,500.00	(325.00)	2,175.00	1,292.40	110.00	772.60	0.00
11-000-251-600	SUPPLIES	2,450.00	(185.83)	2,264.17	1,731.68	0.00	532.49	0.00
11-000-251-890	OTHER	1,000.00	894.11	1,894.11	1,650.87	0.00	243.24	0.00
11-000-252-100	Salaries	0.00	0.00	0.00	0.00	0.00	0.00	0.00
11-000-263-610	SUPPLIES SECURITY	20,000.00	0.00	20,000.00	0.00	0.00	20,000.00	0.00
Business and other support svcs		232,596.00	383.28	232,979.28	129,775.70	73,785.29	29,418.29	0.00
11-000-291-210	GROUP INSURANCE	0.00	0.00	0.00	0.00	0.00	0.00	0.00
11-000-291-220	SOCIAL SECURITY	91,250.00	0.00	91,250.00	0.00	91,250.00	0.00	0.00
11-000-291-242	PERS CONTRIBUTION	155,000.00	0.00	155,000.00	0.00	136,033.00	18,967.00	0.00
11-000-291-249	DCRP-Pension	3,300.00	0.00	3,300.00	0.00	0.00	3,300.00	0.00
11-000-291-250	UNEMPLOY COMPENSATION	20,000.00	0.00	20,000.00	0.00	0.00	20,000.00	0.00
11-000-291-260	WORKER'S COMP	79,000.00	0.00	79,000.00	42,469.56	0.00	36,530.44	0.00
11-000-291-270	HEALTH BENEFITS	1,333,213.00	(27,266.31)	1,305,946.69	525,414.31	637,130.73	143,401.65	171,307.08
11-000-291-280	TUITION REIMBUR	0.00	0.00	0.00	0.00	0.00	0.00	0.00
11-000-291-290	EMPLOY BEN OTHE	315,000.00	(476.92)	314,523.08	54,786.48	70,666.23	189,070.37	0.00
Employee Benefits		1,996,763.00	(27,743.23)	1,969,019.77	622,670.35	935,079.96	411,269.46	171,307.08
606	Increase in Maint Rsv	0.00	0.00	0.00	0.00	0.00	0.00	0.00
607	Increase in Emergency Rsv	0.00	0.00	0.00	0.00	0.00	0.00	0.00
Grand Totals for fund 11:		13,218,660.00	339,482.62	13,558,142.62	5,612,130.81	6,515,336.57	1,430,675.24	183,756.29

Fund 12 (Capital Outlay Fund)

Expend. Account #	Account Title	Original Bgt	New App/Trnsf	Revised Bgt	Expenditures	Encumbrances	Avail Balance	Refunds
604	Increase in Cap Rsv	250.00	0.00	250.00	440.90	0.00	(190.90)	\$0.00
12-120-100-730	EQUIP GR 1-5	0.00	0.00	0.00	0.00	0.00	0.00	0.00
12-130-100-730	EQUIP GR 6-8	0.00	0.00	0.00	0.00	0.00	0.00	0.00
Instr Equipment		0.00	0.00	0.00	0.00	0.00	0.00	0.00
12-000-240-730	Non-instructional	0.00	0.00	0.00	0.00	0.00	0.00	0.00
12-000-262-730	Operation/Plant Maint	0.00	0.00	0.00	0.00	0.00	0.00	0.00
12-000-300-730	SM NON-INST EQU	0.00	0.00	0.00	0.00	0.00	0.00	0.00
Repl Equipment		0.00	0.00	0.00	0.00	0.00	0.00	0.00
12-000-270-730	TRANSPORTATION	0.00	63,354.40	63,354.40	63,354.40	0.00	0.00	0.00
12-000-400-331	LEGAL SERVICES	0.00	255.00	255.00	255.00	0.00	0.00	0.00
12-000-400-334	ARCHITECT FEES	28,400.00	(255.00)	28,145.00	19,961.98	0.00	8,183.02	0.00
12-000-400-390	CAP EQUIP/BLDG	0.00	9,828.75	9,828.75	0.00	9,828.75	0.00	0.00
12-000-400-450	Construction	326,600.00	0.00	326,600.00	135,236.85	84,510.00	106,853.15	0.00
12-000-400-800	OTHER - STATE PMT DEBT	0.00	0.00	0.00	0.00	0.00	0.00	0.00
12-000-400-931	Facilities/construction	0.00	0.00	0.00	0.00	0.00	0.00	0.00
12-000-400-932	Facility costs	52,846.00	0.00	52,846.00	0.00	0.00	52,846.00	0.00
Facil acquis/const		407,846.00	73,183.15	481,029.15	218,808.23	94,338.75	167,882.17	0.00
12-000-520-930	TFR BTWN FUNDS	0.00	0.00	0.00	0.00	0.00	0.00	0.00
Fund transfers		0.00	0.00	0.00	0.00	0.00	0.00	0.00
Grand Totals for fund 12:		408,096.00	73,183.15	481,279.15	219,249.13	94,338.75	167,691.27	0.00

Grand Totals for all Subfunds of Fund 10: 13,626,756.00 412,665.77 14,039,421.77 5,831,379.94 6,609,675.32 1,598,366.51 183,756.29

Pursuant to N.J.A.C. 6A:23A-16.10(c)3, I certify that as of the date of this report no budgetary line item account has encumbrances and expenditures which in total exceed the line item appropriation in violation of 6A:23A-16.10(a).

  
 \_\_\_\_\_  
 Joanne Black, Business Admin/Board Secretary

2/17/17  
 \_\_\_\_\_  
 Date

Interim Balance Sheet

ASSETS AND RESOURCES

ASSETS			
101 Cash in checking account		\$ (51,021.91)	
102-106 Other cash equivalents		\$ 0.00	
Total cash		<u>0.00</u>	\$ (51,021.91)
111 Investments			\$ 0.00
114 Investment interest receivable			\$ 0.00
121 Tax levy receivable			\$ 0.00
Accounts receivable			\$ 0.00
132 Interfund			
141 Intergovernmental - state	\$ 0.00		
142 Intergovernmental - federal	\$ 0.00		
143 Intergovernmental - other	\$ 0.00		
153 Other Accounts Receivable	\$ 0.00		
		<u>0.00</u>	\$ 0.00
Loans receivable			
131 Interfund	\$ 0.00		
151 Other Loans Receivable	\$ 0.00		
		<u>0.00</u>	\$ 0.00
199 Other current assets			\$ 0.00
			\$ 0.00
RESOURCES			
301 Estimated revenues (from adjusted budget)		\$ 125,775.00	
302 Less: revenues collected or accrued		\$ 0.00	
		<u>0.00</u>	\$ 125,775.00
TOTAL ASSETS AND RESOURCES			<u>\$ 74,753.09</u>

LIABILITIES AND FUND EQUITY

LIABILITIES			
401 Interfund loans payable			\$ 0.00
402 Interfund accounts payable			\$ 0.00
411 Intergovernmental accounts payable - state			\$ 0.00
412 Intergovernmental accounts payable - federal			\$ 0.00
413 Intergovernmental accounts payable - other			\$ 0.00
421 Accounts payable			\$ 0.00
422 Judgments payable			\$ 0.00
430 Compensated absences payable			\$ 0.00
431 Contracts payable			\$ 0.00
451 Loans payable			\$ 0.00
481 Deferred revenues			\$ 0.00
499 Other current liabilities			\$ 0.00
Total liabilities			<u>\$ 0.00</u>

FUND EQUITY					
Appropriated:					
753 Reserve for encumbrances - current year			\$	65,436.17	
754 Reserve for encumbrances - prior year			\$	0.00	
760 Other reserves			\$	0.00	
771 Designated Fund Balance			\$	0.00	
601 Appropriations		\$	125,775.00		
602 Less: expenditures	\$	51,021.91			
603 Less: encumbrances	\$	65,436.17	\$	(116,458.08)	
Appropriations less expenditures			\$	<u>9,316.92</u>	
			\$	74,753.09	
Unappropriated:					
770 Fund Balance, July 1, 2016			\$	0.00	
303 Less: budgeted fund balance			\$	<u>0.00</u>	
Unappropriated fund balance			\$	0.00	
Total fund equity			\$	<u>74,753.09</u>	
TOTAL LIABILITIES AND FUND EQUITY				\$	<u>74,753.09</u>

**Revenues/Sources of Funds**

Acct Group	Group Title	Budgeted Est.	Transfers	Adj. Budget	Act to Date	Unrealized Under/(Over)
Info Only	Revenue Req'd to Balance	0.00	0.00	0.00	116,458.08	(116,458.08)
52xx	From Transfers	0.00	0.00	0.00	0.00	0.00
1xxx	From Local Sources	0.00	0.00	0.00	0.00	0.00
2xxx	From Intermediate Sources	0.00	0.00	0.00	0.00	0.00
3xxx	From State Sources	0.00	0.00	0.00	0.00	0.00
4xxx	From Federal Sources	125,775.00	0.00	125,775.00	0.00	125,775.00
5xxx	From Other Sources	0.00	0.00	0.00	0.00	0.00
<b>Grand Totals</b>		<b>125,775.00</b>	<b>0.00</b>	<b>125,775.00</b>	<b>116,458.08</b>	<b>9,316.92</b>

**Fund 20 (Special Revenue Fund)**

Account Group	Group Title	Original Bgt	New App/Trnsf	Revised Bgt	Expenditures	Encumbrances	Avail Balance	Refunds
Title I		0.00	0.00	0.00	0.00	0.00	0.00	0.00
IDEA Part B		111,435.00	0.00	111,435.00	45,998.83	65,436.17	0.00	0.00
IDEA (Prog. 251)		6,619.00	0.00	6,619.00	0.00	0.00	6,619.00	0.00
IDEA (Prog. 252)		0.00	0.00	0.00	0.00	0.00	0.00	0.00
IDEA (Prog. 253)		0.00	0.00	0.00	0.00	0.00	0.00	0.00
Title II (Eisenhower)		7,721.00	0.00	7,721.00	5,023.08	0.00	2,697.92	0.00
<b>Grand Totals for fund 20:</b>		<b>125,775.00</b>	<b>0.00</b>	<b>125,775.00</b>	<b>51,021.91</b>	<b>65,436.17</b>	<b>9,316.92</b>	<b>0.00</b>

**Revenues Summary**

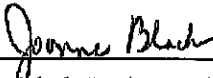
Acct Group	Group Title	Budgeted Est.	Transfers	Adj. Budget	Act to Date	Unrealized Under/(Over)
Info Only	Revenue Req'd to Balance	0.00	0.00	0.00	116,458.08	(116,458.08)
20-3290-000-000	SPEC ED GRANT	0.00	0.00	0.00	0.00	0.00
20-3290-001-000	NJ CHARACTER EDUCATION	0.00	0.00	0.00	0.00	0.00
20-3290-002-000	NJ CHAR ED C/O	0.00	0.00	0.00	0.00	0.00
20-4410-220-000	TITLE II	0.00	0.00	0.00	0.00	0.00
20-4411-231-000	TITLE I	0.00	0.00	0.00	0.00	0.00
20-4411-232-000	Title I C/O	0.00	0.00	0.00	0.00	0.00
20-4413-234-000	CHAPT I C/O	0.00	0.00	0.00	0.00	0.00
20-4414-241-000	Title III	0.00	0.00	0.00	0.00	0.00
20-4415-260-000	TITLE V	0.00	0.00	0.00	0.00	0.00
20-4415-261-000	TITLE V C/O	0.00	0.00	0.00	0.00	0.00
20-4421-250-000	IDEA BASIC	111,435.00	0.00	111,435.00	0.00	111,435.00
20-4421-251-000	IDEA CARRYOVER	0.00	0.00	0.00	0.00	0.00
20-4421-252-000	IDEA PRESCHOOL	6,619.00	0.00	6,619.00	0.00	6,619.00
20-4422-253-000	IDEA C/O	0.00	0.00	0.00	0.00	0.00
20-4422-256-000	IDEA PROF C/O	0.00	0.00	0.00	0.00	0.00
20-4423-251-000	IDEA BASIC C/O	0.00	0.00	0.00	0.00	0.00
20-4451-270-000	NCLB Title IIA	7,721.00	0.00	7,721.00	0.00	7,721.00
20-4451-271-000	Title II C/O	0.00	0.00	0.00	0.00	0.00
20-4471-280-000	TITLE IV D/A	0.00	0.00	0.00	0.00	0.00
20-4473-281-000	DRUG/ALC C/O	0.00	0.00	0.00	0.00	0.00
20-4480-800-000	CAP GRANT	0.00	0.00	0.00	0.00	0.00
20-4481-433-000	SCIENCE GRANT	0.00	0.00	0.00	0.00	0.00
20-4514-450-000	ARRA IDEA BASIC	0.00	0.00	0.00	0.00	0.00
20-4515-451-000	ARRA IDEA PRESCHOOL	0.00	0.00	0.00	0.00	0.00
<b>Grand Totals</b>		<b>125,775.00</b>	<b>0.00</b>	<b>125,775.00</b>	<b>116,458.08</b>	<b>9,316.92</b>

**Minimum Expense General Ledger Report**

Fund 20 (Special Revenue Fund)

Expend. Account #	Account Title	Original Bgt	New App/Trnsf	Revised Bgt	Expenditures	Encumbrances	Avail Balance	Refunds
20-231-100-500	PURCHASED SBRVICES	0.00	0.00	0.00	0.00	0.00	0.00	0.00
20-231-100-610	SUPPLIES	0.00	0.00	0.00	0.00	0.00	0.00	0.00
20-231-200-500	Title I Other Purch Svcs	0.00	0.00	0.00	0.00	0.00	0.00	0.00
Title I		0.00	0.00	0.00	0.00	0.00	0.00	0.00
20-250-100-300	RELATED SERVICES	0.00	0.00	0.00	0.00	0.00	0.00	0.00
20-250-100-500	OTHER PUR SERV-TUITION	111,435.00	0.00	111,435.00	45,998.83	65,436.17	0.00	0.00
20-250-100-610	SUPPLIES	0.00	0.00	0.00	0.00	0.00	0.00	0.00
20-250-200-320	PROFESSIONAL SVCS	0.00	0.00	0.00	0.00	0.00	0.00	0.00
IDEA Part B		111,435.00	0.00	111,435.00	45,998.83	65,436.17	0.00	0.00
20-251-100-500	Purchase Svcs-Tuition	0.00	0.00	0.00	0.00	0.00	0.00	0.00
20-251-200-320	Prof Svcs C/O	6,619.00	0.00	6,619.00	0.00	0.00	6,619.00	0.00
20-251-200-600	Supplies	0.00	0.00	0.00	0.00	0.00	0.00	0.00
IDEA (Prog. 251)		6,619.00	0.00	6,619.00	0.00	0.00	6,619.00	0.00
20-252-200-320	PURCH PROF SVCS	0.00	0.00	0.00	0.00	0.00	0.00	0.00
IDEA (Prog. 252)		0.00	0.00	0.00	0.00	0.00	0.00	0.00
20-253-100-610	IDEA SUPP C/O	0.00	0.00	0.00	0.00	0.00	0.00	0.00
IDEA (Prog. 253)		0.00	0.00	0.00	0.00	0.00	0.00	0.00
20-270-200-500	PROF SVCS	7,721.00	0.00	7,721.00	5,023.08	0.00	2,697.92	0.00
Title II (Eisenhower)		7,721.00	0.00	7,721.00	5,023.08	0.00	2,697.92	0.00
Grand Totals for fund 20:		125,775.00	0.00	125,775.00	51,021.91	65,436.17	9,316.92	0.00

Pursuant to N.J.A.C. 6A:23A-16.10(c)3, I certify that as of the date of this report no budgetary line item account has encumbrances and expenditures which in total exceed the line item appropriation in violation of 6A:23A-16.10(a).

  
 \_\_\_\_\_  
 Joanne Black, Business Admin/Board Secretary

2/17/17  
 \_\_\_\_\_  
 Date

Interim Balance Sheet

ASSETS AND RESOURCES

ASSETS

101 Cash in checking account			
102-106 Other cash equivalents	\$	1,114,300.36	
Total cash	\$	<u>0.00</u>	
111 Investments			\$ 1,114,300.36
114 Investment interest receivable			\$ 0.00
121 Tax levy receivable			\$ 0.00
Accounts receivable			\$ 0.00
132 Interfund			
141 Intergovernmental - state	\$	0.00	
142 Intergovernmental - federal	\$	910,472.29	
143 Intergovernmental - other	\$	0.00	
153 Other Accounts Receivable	\$	0.00	
	\$	<u>0.00</u>	
Loans receivable			\$ 910,472.29
131 Interfund			
151 Other Loans Receivable	\$	0.00	
	\$	<u>0.00</u>	
199 Other current assets			\$ 0.00
			\$ 0.00

RESOURCES

301 Estimated revenues (from adjusted budget)	\$	0.00	
302 Less: revenues collected or accrued	\$	<u>(4.58)</u>	
			\$ (4.58)
			\$ <u>2,024,768.07</u>

TOTAL ASSETS AND RESOURCES

LIABILITIES AND FUND EQUITY

LIABILITIES

401 Interfund loans payable			\$ 1,380,059.29
402 Interfund accounts payable			\$ 0.00
411 Intergovernmental accounts payable - state			\$ 0.00
412 Intergovernmental accounts payable - federal			\$ 0.00
413 Intergovernmental accounts payable - other			\$ 0.00
421 Accounts payable			\$ 0.00
422 Judgments payable			\$ 0.00
430 Compensated absences payable			\$ 0.00
431 Contracts payable			\$ 0.00
451 Loans payable			\$ 0.00
481 Deferred revenues			\$ 0.00
499 Other current liabilities			\$ 0.00
Total liabilities			\$ <u>1,380,059.29</u>

**FUND EQUITY**

Appropriated:

753 Reserve for encumbrances - current year			\$	0.00	
754 Reserve for encumbrances - prior year			\$	99,069.01	
760 Other reserves			\$	0.00	
771 Designated Fund Balance			\$	0.00	
601 Appropriations		\$	99,069.01		
602 Less: expenditures	\$	0.00			
603 Less: encumbrances	\$	99,069.01	\$	(99,069.01)	\$
Appropriations less expenditures					0.00
					\$
					99,069.01
Unappropriated:					
770 Fund Balance, July 1, 2016			\$	545,639.77	
303 Less: budgeted fund balance			\$	0.00	
Unappropriated fund balance					\$
Total fund equity					545,639.77
					\$
					644,708.78

**TOTAL LIABILITIES AND FUND EQUITY**

\$ 2,024,768.07

**RECAPITULATION OF FUND BALANCE - CURRENT YEAR ACTIVITY**

	Budgeted	Actual	Variance
Appropriations	\$ 99,069.01	\$ 99,069.01	\$ 0.00
Less: Revenues	\$ 0.00	\$ (4.58)	\$ 4.58
Subtotal	\$ 99,069.01	\$ 99,064.43	\$ 4.58
Less: adjustment to appropriations for Prior Year Encumbrances	\$ (99,069.01)	\$ (99,069.01)	\$ 0.00
Total current year budgeted fund balance	\$ 0.00	\$ (4.58)	\$ 4.58
Add: Unappropriated fund balance			\$ 545,639.77
Total of budgeted and unappropriated fund balance			\$ 545,644.35



**Revenues/Sources of Funds**

Acct Group	Group Title	Budgeted Est.	Transfers	Adj. Budget	Act to Date	Unrealized Under/(Over)
Recap	From Recap of Fund Balance	0.00	99,069.01	99,069.01	99,064.43	4.58
52xx	From Transfers	0.00	0.00	0.00	0.00	0.00
1xxx	From Local Sources	0.00	0.00	0.00	4.58	(4.58)
2xxx	From Intermediate Sources	0.00	0.00	0.00	0.00	0.00
3xxx	From State Sources	0.00	0.00	0.00	0.00	0.00
4xxx	From Federal Sources	0.00	0.00	0.00	0.00	0.00
5xxx	From Other Sources	0.00	0.00	0.00	0.00	0.00
<b>Grand Totals</b>		<b>0.00</b>	<b>99,069.01</b>	<b>99,069.01</b>	<b>99,069.01</b>	<b>0.00</b>

**Fund 30 (Capital Projects Fund)**

Account Group	Group Title	Original Bgt	New App/Tranf	Revised Bgt	Expenditures	Encumbrances	Avail Balance	Refunds
General		0.00	0.00	0.00	0.00	0.00	0.00	0.00
OTS Generator		0.00	47,300.00	47,300.00	0.00	47,300.00	0.00	0.00
TBS Security		0.00	49,615.01	49,615.01	0.00	49,615.01	0.00	0.00
OTS HVAC		0.00	2,154.00	2,154.00	0.00	2,154.00	0.00	0.00
TBS HVAC		0.00	0.00	0.00	0.00	0.00	0.00	0.00
Transfers to other funds		0.00	0.00	0.00	0.00	0.00	0.00	0.00
<b>Grand Totals for fund 30:</b>		<b>0.00</b>	<b>99,069.01</b>	<b>99,069.01</b>	<b>0.00</b>	<b>99,069.01</b>	<b>0.00</b>	<b>0.00</b>

**Revenues Summary**

Acct Group	Group Title	Budgeted Est.	Transfers	Adj. Budget	Act to Date	Unrealized Under/(Over)
Recap	From Recap of Fund Balance	0.00	99,069.01	99,069.01	99,064.43	4.58
30-5200-000-000	Bldg fund revenue	0.00	0.00	0.00	0.00	0.00
30-5210-000-000	REV FROM TFR	0.00	0.00	0.00	0.00	0.00
30-1500-000-000	MISC REV	0.00	0.00	0.00	0.00	0.00
30-1510-000-000	INTEREST	0.00	0.00	0.00	4.58	(4.58)
30-5100-000-000	SALE OF BONDS	0.00	0.00	0.00	0.00	0.00
30-5430-000-000	SMALL SCHOOLS	0.00	0.00	0.00	0.00	0.00
<b>Grand Totals</b>		<b>0.00</b>	<b>99,069.01</b>	<b>99,069.01</b>	<b>99,069.01</b>	<b>0.00</b>

**Minimum Expense General Ledger Report**

**Fund 30 (Capital Projects Fund)**

Expend. Account #	Account Title	Original Bgt	New App/Trnsf	Revised Bgt	Expenditures	Encumbrances	Avail Balance	Refunds
30-000-400-331	LEGAL SERVICES	0.00	0.00	0.00	0.00	0.00	0.00	0.00
30-000-400-390	OTHER PURCH SVCS	0.00	0.00	0.00	0.00	0.00	0.00	0.00
30-000-400-450	GEN CONSTRUCT	0.00	0.00	0.00	0.00	0.00	0.00	0.00
30-000-400-890	OTHER MISC EXPENDITURES	0.00	0.00	0.00	0.00	0.00	0.00	0.00
<b>General</b>		<b>0.00</b>	<b>0.00</b>	<b>0.00</b>	<b>0.00</b>	<b>0.00</b>	<b>0.00</b>	<b>0.00</b>
30-000-401-390	OTS GENERATOR	0.00	47,300.00	47,300.00	0.00	47,300.00	0.00	0.00
30-000-401-450	OTS GENERATOR	0.00	0.00	0.00	0.00	0.00	0.00	0.00
<b>OTS Generator</b>		<b>0.00</b>	<b>47,300.00</b>	<b>47,300.00</b>	<b>0.00</b>	<b>47,300.00</b>	<b>0.00</b>	<b>0.00</b>
30-000-402-390	TBS SECURITY	0.00	21,171.25	21,171.25	0.00	21,171.25	0.00	0.00
30-000-402-450	TBS SECURITY	0.00	28,443.76	28,443.76	0.00	28,443.76	0.00	0.00
<b>TBS Security</b>		<b>0.00</b>	<b>49,615.01</b>	<b>49,615.01</b>	<b>0.00</b>	<b>49,615.01</b>	<b>0.00</b>	<b>0.00</b>
30-000-403-390	OTS ARCHITECT FEES	0.00	0.00	0.00	0.00	0.00	0.00	0.00
30-000-403-450	OTS Construction	0.00	2,154.00	2,154.00	0.00	2,154.00	0.00	0.00
<b>OTS HVAC</b>		<b>0.00</b>	<b>2,154.00</b>	<b>2,154.00</b>	<b>0.00</b>	<b>2,154.00</b>	<b>0.00</b>	<b>0.00</b>
30-000-404-390	TES ARCHITECT FEES	0.00	0.00	0.00	0.00	0.00	0.00	0.00
30-000-404-450	TES Construction	0.00	0.00	0.00	0.00	0.00	0.00	0.00
<b>TES HVAC</b>		<b>0.00</b>	<b>0.00</b>	<b>0.00</b>	<b>0.00</b>	<b>0.00</b>	<b>0.00</b>	<b>0.00</b>
30-000-520-930	TFR BTWN FUNDS	0.00	0.00	0.00	0.00	0.00	0.00	0.00
<b>Transfers to other funds</b>		<b>0.00</b>	<b>0.00</b>	<b>0.00</b>	<b>0.00</b>	<b>0.00</b>	<b>0.00</b>	<b>0.00</b>
<b>Grand Totals for fund 30:</b>		<b>0.00</b>	<b>99,069.01</b>	<b>99,069.01</b>	<b>0.00</b>	<b>99,069.01</b>	<b>0.00</b>	<b>0.00</b>

Pursuant to N.J.A.C. 6A:23A-16.10(c)3, I certify that as of the date of this report no budgetary line item account has encumbrances and expenditures which in total exceed the line item appropriation in violation of 6A:23A-16.10(a).

*Joanne Black*

Joanne Black, Business Admin/Board Secretary

*2/17/17*

Date

Interim Balance Sheet

ASSETS AND RESOURCES

ASSETS			
101 Cash in checking account		\$ 0.30	
102-106 Other cash equivalents		\$ 0.00	
Total cash		<u>0.30</u>	\$ 0.30
111 Investments			\$ 0.00
114 Investment interest receivable			\$ 0.00
121 Tax levy receivable			\$ 538,781.00
Accounts receivable			
132 Interfund		\$ 0.00	
141 Intergovernmental - state		\$ 0.00	
142 Intergovernmental - federal		\$ 0.00	
143 Intergovernmental - other		\$ 0.00	
153 Other Accounts Receivable		<u>0.00</u>	
			\$ 0.00
Loans receivable			
131 Interfund		\$ 0.00	
151 Other Loans Receivable		<u>0.00</u>	
			\$ 0.00
199 Other current assets			\$ 0.00
RESOURCES			
301 Estimated revenues (from adjusted budget)		\$ 763,611.00	
302 Less: revenues collected or accrued		<u>\$(763,611.00)</u>	
			\$ 0.00
TOTAL ASSETS AND RESOURCES			<u>\$ 538,781.30</u>

LIABILITIES AND FUND EQUITY

LIABILITIES			
401 Interfund loans payable			\$ 0.00
402 Interfund accounts payable			\$ 0.00
411 Intergovernmental accounts payable - state			\$ 0.00
412 Intergovernmental accounts payable - federal			\$ 0.00
413 Intergovernmental accounts payable - other			\$ 0.00
421 Accounts payable			\$ 0.00
422 Judgments payable			\$ 0.00
430 Compensated absences payable			\$ 0.00
431 Contracts payable			\$ 0.00
451 Loans payable			\$ 0.00
481 Deferred revenues			\$ 0.00
499 Other current liabilities			\$ 0.00
Total liabilities			<u>\$ 0.00</u>

**FUND EQUITY**

Appropriated:

753 Reserve for encumbrances - current year			\$	538,780.25	
754 Reserve for encumbrances - prior year			\$	0.00	
760 Other reserves			\$	0.00	
771 Designated Fund Balance			\$	0.00	
601 Appropriations		\$	763,611.00		
602 Less: expenditures	\$	224,830.25			
603 Less: encumbrances	\$	538,780.25	\$	(763,610.50)	\$
Appropriations less expenditures					0.50
					\$ 538,780.75

Unappropriated:

770 Fund Balance, July 1, 2016			\$	0.55	
303 Less: budgeted fund balance			\$	0.00	
Unappropriated fund balance					\$ 0.55
Total fund equity					\$ 538,781.30

**TOTAL LIABILITIES AND FUND EQUITY**

\$ 538,781.30

**RECAPITULATION OF FUND BALANCE - CURRENT YEAR ACTIVITY**

	Budgeted	Actual	Variance
Appropriations	\$ 763,611.00	\$ 763,610.50	\$ 0.50
Less: Revenues	\$ (763,611.00)	\$ (763,611.00)	\$ 0.00
Subtotal	\$ 0.00	\$ (0.50)	\$ 0.50
Less: adjustment to appropriations for Prior Year Encumbrances	\$ 0.00	\$ 0.00	\$ 0.00
Total current year budgeted fund balance	\$ 0.00	\$ (0.50)	\$ 0.50
Add: Unappropriated fund balance			\$ 0.55
Total of budgeted and unappropriated fund balance			\$ 1.05

**Revenues/Sources of Funds**

Acct Group	Group Title	Budgeted Est.	Transfers	Adj. Budget	Act to Date	Unrealized Under/(Over)
Recap	From Recap of Fund Balance	0.00	0.00	0.00	(0.50)	0.50
52xx	From Transfers	0.00	0.00	0.00	0.00	0.00
1xxx	From Local Sources	763,611.00	0.00	763,611.00	763,611.00	0.00
2xxx	From Intermediate Sources	0.00	0.00	0.00	0.00	0.00
3xxx	From State Sources	0.00	0.00	0.00	0.00	0.00
4xxx	From Federal Sources	0.00	0.00	0.00	0.00	0.00
5xxx	From Other Sources	0.00	0.00	0.00	0.00	0.00
<b>Grand Totals</b>		<b>763,611.00</b>	<b>0.00</b>	<b>763,611.00</b>	<b>763,610.50</b>	<b>0.50</b>

**Fund 40 (Debt Service Fund)**

Account Group	Group Title	Original Bgt	New App/Trnsf	Revised Bgt	Expenditures	Encumbrances	Avail Balance	Refunds
Debt service-regular		763,611.00	0.00	763,611.00	224,830.25	538,780.25	0.50	0.00
	<b>Grand Totals for fund 40:</b>	<b>763,611.00</b>	<b>0.00</b>	<b>763,611.00</b>	<b>224,830.25</b>	<b>538,780.25</b>	<b>0.50</b>	<b>0.00</b>

**Revenues Summary**

Acct Group	Group Title	Budgeted Est.	Transfers	Adj. Budget	Act to Date	Unrealized Under/(Over)
Recap	From Recap of Fund Balance	0.00	0.00	0.00	(0.50)	0.50
40-5210-000-000	REV FROM TFR	0.00	0.00	0.00	0.00	0.00
40-1210-000-000	TAX LEVY	763,611.00	0.00	763,611.00	763,611.00	0.00
40-1900-000-000	MISC REV	0.00	0.00	0.00	0.00	0.00
<b>Grand Totals</b>		<b>763,611.00</b>	<b>0.00</b>	<b>763,611.00</b>	<b>763,610.50</b>	<b>0.50</b>

**Minimum Expense General Ledger Report**

**Fund 40 (Debt Service Fund)**

Expend. Account #	Account Title	Original Bgt	New App/Trnsf	Revised Bgt	Expenditures	Encumbrances	Avail Balance	Refunds
40-701-510-834	INTEREST D.S.	238,611.00	0.00	238,611.00	119,830.25	118,780.25	0.50	0.00
40-701-510-910	PRINCIPAL D.S.	525,000.00	0.00	525,000.00	105,000.00	420,000.00	0.00	0.00
Debt service-regular		763,611.00	0.00	763,611.00	224,830.25	538,780.25	0.50	0.00
	<b>Grand Totals for fund 40:</b>	<b>763,611.00</b>	<b>0.00</b>	<b>763,611.00</b>	<b>224,830.25</b>	<b>538,780.25</b>	<b>0.50</b>	<b>0.00</b>

Pursuant to N.J.A.C. 6A:23A-16.10(c)3, I certify that as of the date of this report no budgetary line item account has encumbrances and expenditures which in total exceed the line item appropriation in violation of 6A:23A-16.10(a).

Joanne Black  
 Joanne Black, Business Admin/Board Secretary

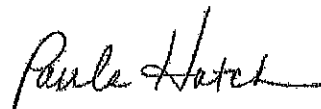
2/17/17  
 Date

RECONCILIATION REPORT  
TO THE BOARD OF EDUCATION OF THE  
TEWKSBURY TOWNSHIP SCHOOL DISTRICT

**CASH REPORT - ALL FUNDS**  
MONTH ENDING **DECEMBER 31, 2016**

	(1) Beginning Cash Balance	(1a) Previous Month Cash Adj	(2) Cash Receipts This Month	(3) Cash Disbursements This Month	(4) Ending Cash Balance
<b>General Fund 10</b>	2,356,958.72	(224,830.00)	165,973.21	1,080,004.82	1,218,097.11
<i>Capital Reserve</i>	642,675.22	0.00	81.65	0.00	642,756.87
<i>Maintenance Reserve</i>	260,252.38	0.00	0.00	0.00	260,252.38
<i>Emergency Reserve</i>	250,000.00	0.00	0.00	0.00	250,000.00
<b>Special Revenue Fund 20</b>	(30,623.07)	0.00	0.00	20,398.84	(51,021.91)
<b>Capital Projects Fund 30</b>	1,114,299.59	0.00	0.77	0.00	1,114,300.36
<b>Debt Service Fund 40</b>	(224,829.70)	224,830.00	0.00	0.00	0.30
<b>TOTAL GOVERNMENTAL</b>	<b>4,368,733.14</b>	<b>0.00</b>	<b>166,055.63</b>	<b>1,100,403.66</b>	<b>3,434,385.11</b>
<b>Enterprise Fund 60</b>	0.00	0.00	0.00	0.00	0.00
<b>TOTAL ENTERPRISE</b>	<b>0.00</b>	<b>0.00</b>	<b>0.00</b>	<b>0.00</b>	<b>0.00</b>
<b>Trust &amp; Agency Funds 80/90/95</b>					
<b>Payroll</b>	7,010.30	0.00	417,374.80	417,370.02	7,015.08
<b>Payroll Agency</b>	86,325.95	0.00	790,219.73	768,504.95	108,040.73
<b>Student Activity</b>	37,947.95	0.00	25,464.16	7,159.37	56,252.74
<b>Other</b>	0.00	0.00	0.00	0.00	0.00
<b>TOTAL TRUST &amp; AGENCY</b>	<b>131,284.20</b>	<b>0.00</b>	<b>1,233,058.69</b>	<b>1,193,034.34</b>	<b>171,308.55</b>
<b>TOTAL ALL FUNDS</b>	<b>4,500,017.34</b>	<b>0.00</b>	<b>1,399,114.32</b>	<b>2,293,438.00</b>	<b>3,605,693.66</b>

Prepared &amp; Submitted by:



Paula Hatch

**REV 02/17/17**  
Date

**RECONCILIATION REPORT  
TEWKSBURY TOWNSHIP SCHOOL DISTRICT**

**FOR THE MONTH ENDING  
DECEMBER 31, 2016**

**BALANCES AS PER BOARD SECRETARY'S REPORTS:**

FUND 10-101	Cash: Gen	1,218,097.11	
10-103	Petty Cash	0.00	
10-111	L/T Invest	0.00	
10-116	Capital Rsv	642,756.87	
10-117	Maintenance Rsv	260,252.38	
10-118	Emergency Rsv	250,000.00	
	<b>SUBTOTAL FUND 10</b>		<b>2,371,106.36</b>
FUND 20-101	Cash: Sp.Rev.	(51,021.91)	
FUND 30-101	Cash: Cap Proj	1,114,300.36	
FUND 40-101	Cash: Debt Serv	0.30	
	<b>TOTAL GOVERNMENTAL FUNDS</b>		<b>3,434,385.11</b>

**OTHER BOOK BALANCES:**

Payroll Account	7,015.08
Payroll Agency Account	108,040.73
Student Activity Accounts	56,252.74

**TOTAL ALL FUNDS 3,605,693.66**

**GOVERNMENTAL FUNDS SUMMARY COMPARISON**

**AS PER BOARD SECRETARY'S REPORTS**

Fund 10	2,371,106.36
Fund 20	(51,021.91)
Fund 30	1,114,300.36
Fund 40	0.30
Subtotal	<b>3,434,385.11</b>
Other Receipts	0.00
Other Disbursements	0.00
<b>TOTAL BD SEC BALANCE</b>	<b>3,434,385.11</b>

**AS PER BANK STATEMENTS**

<b>Combined Bank Statement Bal:</b>	
General Operating Account	2,785,554.07
Capital Reserve Account	642,756.87
Building Fund Account	6,074.17
	0.00
Subtotal	<b>3,434,385.11</b>
Other Credits	0.00
Other Debits	0.00
<b>TOTAL BANK BALANCE</b>	<b>3,434,385.11</b>

**BANK RECONCILIATION**  
**TEWKSBURY TOWNSHIP SCHOOL DISTRICT**  
 Peapack-Gladstone Bank Checking Account # XXXX2582  
**GENERAL OPERATING ACCOUNT**  
 As of **DECEMBER 31, 2016**

<b>AS PER BOOK BALANCE</b>			<b>AS PER BANK STATEMENT</b>	
Bd Sec Balance	2,785,554.07		Bank Statement Balance	2,977,000.76
Receipts	0.00			0.00
Deposits in Transit	0.00		Additions (Credits):	0.00
Interest	0.00		Deposits in Transit	0.00
	0.00		Wire Transfer Fees - July	0.00
	0.00			0.00
Subtotal	2,785,554.07		Subtotal	2,977,000.76
Disbursements	0.00		Less Outstanding Checks	191,446.69
	0.00		Outstanding Checks Pg 2	0.00
	0.00			0.00
	0.00			0.00
	0.00			0.00
<b>ADJUSTED BOOK BALANCE</b>	<b>2,785,554.07</b>		<b>ADJUSTED BANK BALANCE</b>	<b>2,785,554.07</b>
	<b>DIFFERENCE</b>			<b>0.00</b>

\*\*\*\*\*  
 \*\*\*\*\*  
 \*\*\*\*\*  
 \*\*\*\*\*  
 \*\*\*\*\*

**CHECKS OUTSTANDING**

<u>DATE</u>	<u>NO.</u>	<u>AMOUNT</u>	<u>DATE</u>	<u>NO.</u>	<u>AMOUNT</u>	<u>DATE</u>	<u>NO.</u>	<u>AMOUNT</u>
June 28	8894	28.60		9623	6,400.00			
	8973	884.00		9624	29.55			
Aug 25	9214	15,600.00		9625	14.02			
Oct 27	9326	29.20		9626	480.50			
	9403	2,400.00		9628	6,540.00			
	9438	24,080.00		9632	77.50			
Nov 22	9466	675.00		9636	271.00			
	9479	1,088.10		9639	750.00			
	9492	8.57		9640	10,023.00			
	9518	3,132.00		9643	12.40			
	9537	1,423.65		9649	8,308.96			
	9571	241.84		9652	230.80			
Dec 22	9581	5,878.00		9653	172.17			
	9582	7,200.91		9655	38.38			
	9586	1,867.16		9657	265.05			
	9587	136.40		9659	2,400.00			
	9588	675.00		9661	14,616.00			
	9589	8,000.00		9662	1,770.64			
	9592	750.00		9664	199.00			
	9594	48.32		9665	33,940.50			
	9596	670.08		9668	300.00			
	9597	190.90		9669	1,200.00			
	9599	150.00		9670	1,800.00			
	9600	116.00		9671	1,200.00			
	9602	2,400.00		9672	425.00			
	9603	127.33		9673	235.00			
	9606	480.43		9676	90.64			
	9609	259.89		9677	5,000.00			
	9613	2,150.00		9680	28.50			
	9617	95.75		9681	3,803.50			
	9618	660.00		9684	500.00			
	9619	3,162.50		9686	3,514.95			
				9688	2,200.00			

**TOTAL** **191,446.69**



**BANK RECONCILIATION**  
**TEWKSBURY TOWNSHIP SCHOOL DISTRICT**  
 Peapack-Gladstone Bank Checking Account # XXXX2718  
**CAPITAL RESERVE ACCOUNT**  
 As of **DECEMBER 31, 2016**

<b>AS PER BOOK BALANCE</b>		<b>AS PER BANK STATEMENT</b>	
Beginning Balance	642,675.22	Bank Statement Balance	642,756.87
Receipts	0.00	Additions (Credits):	
Interest	81.65	Deposits In Transit	0.00
	0.00	Due from General Fund	0.00
Subtotal	642,756.87	Subtotal	642,756.87
Less:		Less Outstanding Checks	0.00
Disbursements	0.00		0.00
	0.00		0.00
<b>ADJUSTED BOOK BALANCE</b>	<b>642,756.87</b>	<b>ADJUSTED BANK BALANCE</b>	<b>642,756.87</b>
	<i>DIFFERENCE</i>		<i>0.00</i>

\*\*\*\*\*

**CHECKS OUTSTANDING**

\*\*\*\*\*

<u>DATE</u>	<u>NO.</u>	<u>AMOUNT</u>	<u>DATE</u>	<u>NO.</u>	<u>AMOUNT</u>	<u>DATE</u>	<u>NO.</u>	<u>AMOUNT</u>
-------------	------------	---------------	-------------	------------	---------------	-------------	------------	---------------

TOTAL 0.00

**BANK RECONCILIATION**  
**TEWKSBURY TOWNSHIP SCHOOL DISTRICT**  
 Peapack-Gladstone Bank Checking Account # XXXX2793  
**BUILDING FUND ACCOUNT**  
 As of **DECEMBER 31, 2016**

<b>AS PER BOOK BALANCE</b>		<b>AS PER BANK STATEMENT</b>	
Beginning Balance	6,073.40	Bank Statement Balance	6,074.17
Receipts	0.00	Additions (Credits):	
Interest	0.77	Deposits In Transit	0.00
	0.00		0.00
Subtotal	6,074.17	Subtotal	6,074.17
Less:		Less Outstanding Checks	0.00
Disbursements	0.00		0.00
	0.00		0.00
<b>ADJUSTED BOOK BALANCE</b>	<b>6,074.17</b>	<b>ADJUSTED BANK BALANCE</b>	<b>6,074.17</b>
	<i>DIFFERENCE</i>		<i>0.00</i>

\*\*\*\*\*

**CHECKS OUTSTANDING**

\*\*\*\*\*

<u>DATE</u>	<u>NO.</u>	<u>AMOUNT</u>	<u>DATE</u>	<u>NO.</u>	<u>AMOUNT</u>	<u>DATE</u>	<u>NO.</u>	<u>AMOUNT</u>
-------------	------------	---------------	-------------	------------	---------------	-------------	------------	---------------

TOTAL 0.00

**BANK RECONCILIATION**  
**TEWKSBURY TOWNSHIP SCHOOL DISTRICT**  
 Peapack-Gladstone Bank Checking Account # XXXX2638  
**PAYROLL ACCOUNT**  
 As of **DECEMBER 31, 2016**

<b>AS PER BOOK BALANCE</b>		<b>AS PER BANK STATEMENT</b>	
Beginning Balance	7,010.30	Bank Statement Balance	17,453.88
Receipts	417,370.02	Additions (Credits):	0.00
Deposits in Transit	0.00	Deposits in Transit	0.00
Interest	4.78		0.00
	0.00		0.00
	0.00		0.00
Subtotal	424,385.10	Subtotal	17,453.88
Disbursements	417,370.02	Less Outstanding Checks	10,438.80
	0.00		0.00
	0.00		0.00
<b>ADJUSTED BOOK BALANCE</b>	<b>7,015.08</b>	<b>ADJUSTED BANK BALANCE</b>	<b>7,015.08</b>
	<b>DIFFERENCE</b>		<b>0.00</b>

\*\*\*\*\*

**CHECKS OUTSTANDING**

\*\*\*\*\*

<u>DATE</u>	<u>NO.</u>	<u>AMOUNT</u>	<u>DATE</u>	<u>NO.</u>	<u>AMOUNT</u>	<u>DATE</u>	<u>NO.</u>	<u>AMOUNT</u>
Mar, 2014	55775	172.36						
June, 2014	56137	648.28						
Nov, 2014	56407	87.23						
Dec, 2014	56534	348.53						
June, 2015	57088	50.17						
	57101	742.48						
Oct 31	58125	85.82						
Nov 15	58155	258.23						
	58174	141.78						
Nov 30	58189	172.40						
Dec 9	58234	90.34						
Dec 23	58255	172.40						
	58258	517.21						
	58259	358.09						
	58263	91.84						
	58271	419.96						
	58274	1,001.25						
	58277	122.71						
	58278	2,836.92						
	58280	171.65						
	58283	1,947.15						

**TOTAL** **10,438.80**